

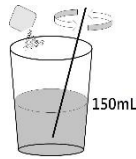
# Instruction of Bowklean Powder for Intravenous Pyleography

※ONLY for Intravenous Pyleography. If scheduled for other examination, Inform the medical staff.※

**The First Packet** To be taken at 3:00 p.m. on the day before examination.

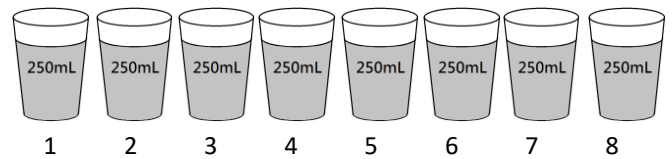
**A. Preparation:**

1. Add 150mL of plain water at room temperature into a cup.
2. Pour a packet of Bowklean Power into the cup and stir it for least 5 minutes. The mixture will become warm when you stir it.
3. Drink the 150mL medication solution at one time immediately after stirring it well.
4. In case little powder residue left in the cup, rinse it with little water and drink it.



**B. Drink abundant water:**

1. After taking the dose, drink water intermittently every 15 minutes with 250mL each time, for 8 times (a total of 2000mL) until the excreta has become yellowish clear liquids.
2. For better bowel cleansing preparation, do not drink too much water at one time.
3. Medication will begin to work about 2 hours after you take it.

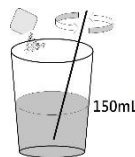


**The Second Packet**

- For examination scheduled **in mornings**, to be taken the dose on the day before the examination at 9:00 p.m., and no food and water shall be consumed starting 12 midnight.
- For examination scheduled **in afternoons**, to be taken the dose at 7:00 a.m., and no food and water shall be consumed starting 8:00 a.m.

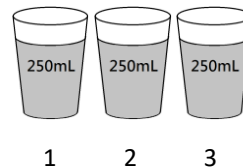
**A. Preparation:**

1. Add 150mL of plain water at room temperature into a cup.
2. Pour a packet of Bowklean Power into the cup and stir it for least 5 minutes. The mixture will become warm when you stir it.
3. Drink the 150mL medication solution at one time immediately after stirring it well.
4. In case little powder residue left in the cup, rinse it with little water and drink it.



**B. Keep drink water:**

1. Intermittently drink 250mL water at a time for 3 times (a total of 750mL).
2. Medication will begin to work about 1 hours after you take it.



**REMINDERS:**

1. Do not take the powder directly. Prepare the dose as directed.
2. If low blood sugar symptoms, such as thirst, hunger, and dizziness, etc. Occur, treat yourself immediately by having some strained sweet drinks or sports drinks, or putting some sweets into the mouth.
3. For patients of chronic diseases, regular medication for chronic diseases shall be taken 2 hours before or 6 hours after taking Bowklean.
4. If there is no bowel movement after 3 hours of taking the dose, or severe uncomfortable occurs, call the medical staff.
5. If severe flatulence or abdominal pain occurs after the first dose, wait until such symptoms become reduced before taking the second dose. As long as defecation continues, the discomfort will be relieved.
6. The faces must be pale yellow, clear and transparent. Which shows maximum effect.
7. Diet recommendation before examination
  - Consume from 2 days before examination: Low-residue diet. For example, congee, white bread, plain bun, sponge cake, plain noodles, skinned fish, plain steamed eggs.
  - After taking Bowklean: Clear liquid food. For example, beverages, juice without residues, pulp or porridge soup, sport drinks.
  - NOT suitable 2 days before the procedure date: high-residue food. For example, dairy product, cheese, vegetables, firsts, high-fiber soybean milk.

Note: An intravenous pyelogram(IVP) or intravenous urogram(IVU) is a radiological procedure used to visualize abnormalities of the urinary system, including the kidneys, ureters, and bladder, to detect calculus, carcinoma, obstruction, and deformity.

